

Date: \_\_\_\_\_  
 In hands date of project: \_\_\_\_\_  
 Project name/Number: \_\_\_\_\_  
 Name of distributor: \_\_\_\_\_  
 Client #: \_\_\_\_\_  
 Name of end user: \_\_\_\_\_

### ORDERING INFORMATION

Order code: 64780  
 Description: VELOCE6/MOD/F/26W/35K/70/BLK/STD  
 UPC: 69549647800  
 Case quantity: 1 / 4



Dia. 7 <sup>3</sup>/<sub>32</sub>" (180 mm) Height 4 <sup>3</sup>/<sub>8</sub>" (111 mm)

### LED MODULE PERFORMANCE DATA

Type:	Veloce 6
Mounting:	Recessed
Wattage (W):	26
Lens type:	Frosted acrylic
Baffle colour:	Black
Beam angle (°):	70
Colour temperature (K)**:	3 500
Initial lumens (lm)*:	2 000
Initial lumens per watt (lm/W):	67
Average life in hours:	50 000
CRI:	90
CBCP:	1 331
Glare rating:	24
Traditional equivalent:	50W Metal Halide / 2 x 32W CFL
IP rating:	IP40
Dimmer type:	0-10V
Ambient operating temperatures:	-20°C / -4°F to 40°C / 104°F
THD (%):	20
Power factor:	0.9
Frequency (HZ):	50/60

\*Initial lumens range: +/- 5 %

\*\*Typical colour temperature range: +/- 5 %



INDOOR



DRY



CRI 90+



DIMMABLE



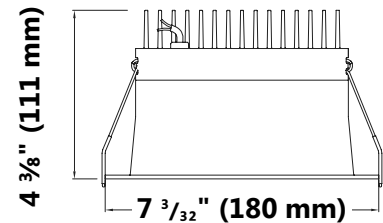
IP40  
RATING



5 YEARS  
WARRANTY



### TECHNICAL DRAWINGS



Cutting diameter

6" to 6 <sup>5</sup>/<sub>8</sub>"

(150 mm to 165 mm)

Suitable for double drywall  
 of maximum 1-inch thickness

CAN ICES-005 (B) - This lighting equipment complies with Canadian standard ICES-005 for use in residential applications.

The attached data is provided to assist users in making lighting decisions based on various assumptions, factors and methods. Resources and efforts have been put in place to account for the data and the development of this tool however STANDARD does not warrant or guarantee that the results obtained will be accurate under actual use conditions. A lighting layout is recommend to ensure the proper light levels are attained to satisfy the demand of the application.

Data is based upon tests performed in a controlled environment and representative of relative performance. Actual performance can vary depending on operating conditions. Specifications are subject to change without notice.

October 6, 2016

**STANDARD**

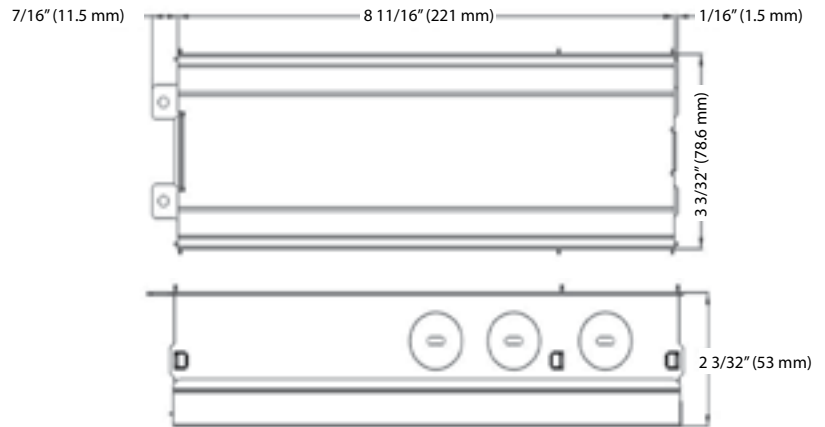
### ORDERING INFORMATION

Order code: 64780  
 Description: VELOCE6/MOD/F/26W/35K/70/BLK/STD  
 UPC: 69549647800  
 Case quantity: 1 / 4

### DRIVER PERFORMANCE DATA

System watts (W): 30  
 Maximum load (W): 36  
 Input voltage (VAC): 120-277  
 Output voltage (V): 30-42  
 Input current (Ma): 700

### DRIVER TECHNICAL DRAWINGS



### COMPATIBLE DIMMER LIST

Brand	Model
Leviton:	IPL710-DL
Lutron:	NFTV, NTFTV

\*NOTE: Although this product is compatible with most common 0-10 V type dimmers, dimming performance varies from dimmer to dimmer. Dimmer settings (for dimmers with brightness range adjustments) and the number of LED modules installed on the circuit can affect dimming performance. Some dimmers have produced a reduced dimming range or exhibit a start-up flash.

### COMPATIBLE CONTROLER

STANDARD: 61989

### WARNINGS

- This device is not intended for use with emergency fixtures or emergency exit lights.
- Installation and maintenance must be performed by licensed electricians only.
- To avoid risk of electric shock, make sure to turn off main power switch prior to installation or maintenance.
- Do not open - no user serviceable parts inside.
- Must be installed in compliance with Canadian Electrical Code in Canada or National Electrical Code (NEC) in the US.
- Make sure input voltage and frequency are compatible with the fixture. Check installation guide for power requirements prior to installation.

**WARNING – Risk of electric shock.**

The attached data is provided to assist users in making lighting decisions based on various assumptions, factors and methods. Resources and efforts have been put in place to account for the data and the development of this tool however STANDARD does not warrant or guarantee that the results obtained will be accurate under actual use conditions. A lighting layout is recommend to ensure the proper light levels are attained to satisfy the demand of the application.

Data is based upon tests performed in a controlled environment and representative of relative performance. Actual performance can vary depending on operating conditions. Specifications are subject to change without notice.



## ORDERING INFORMATION

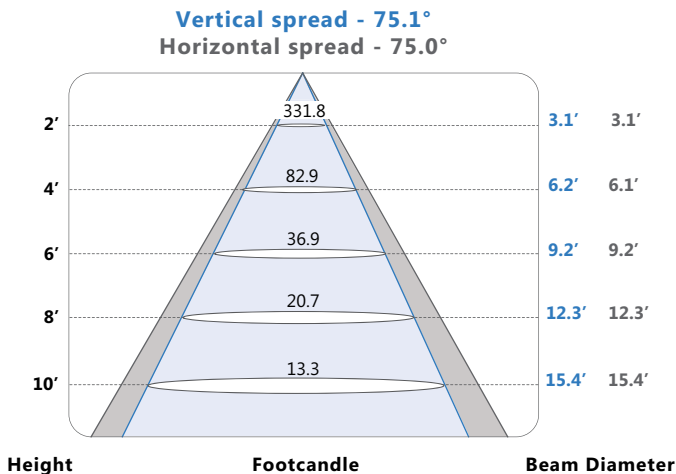
Order code: 64780  
 Description: VELOCE6/MOD/F/26W/35K/70/BLK/STD  
 UPC: 69549647800  
 Case quantity: 1 / 4

## PHOTOMETRICS - COEFFICIENTS OF UTILIZATION (ZONAL CAVITY METHOD)\*

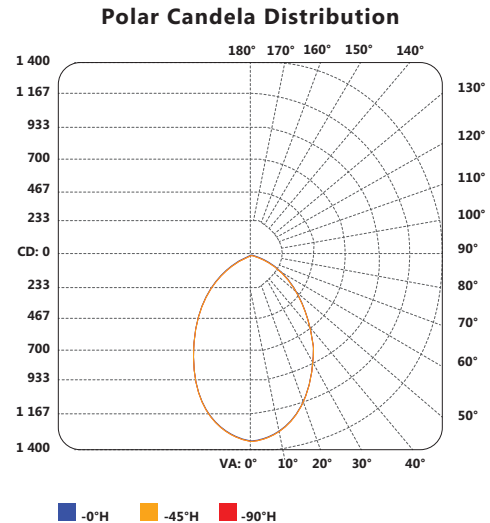
Effective Floor Cavity Reflectance: 20%

RCC %:	80				70				50				30				10				0
RW %:	70	50	30	0	70	50	30	0	50	30	20	10	50	30	20	10	50	30	20	10	0
RCR: 0	1.19	1.19	1.19	1.19	1.16	1.16	1.16	1.00	1.11	1.11	1.11	1.06	1.06	1.06	1.02	1.02	1.02	1.02	1.02	1.02	1.00
1	1.12	1.08	1.05	1.02	1.09	1.06	1.03	.90	1.02	1.00	.97	.98	.96	.95	.95	.93	.92	.92	.92	.92	.90
2	1.04	.98	.92	.88	1.02	.96	.91	.80	.92	.88	.85	.89	.86	.83	.86	.84	.81	.79	.75	.72	.70
3	.97	.88	.82	.76	.94	.87	.81	.72	.84	.79	.75	.81	.77	.73	.79	.75	.72	.70	.68	.64	.62
4	.90	.80	.73	.67	.88	.79	.72	.64	.76	.71	.66	.74	.69	.65	.72	.68	.64	.62	.58	.56	.54
5	.83	.73	.65	.60	.82	.72	.65	.57	.70	.63	.59	.68	.62	.58	.66	.61	.58	.56	.52	.50	.48
6	.78	.66	.59	.53	.76	.66	.58	.52	.64	.57	.53	.62	.57	.52	.61	.56	.52	.50	.46	.44	.42
7	.73	.61	.53	.48	.71	.60	.53	.47	.59	.52	.48	.58	.52	.47	.56	.51	.47	.45	.41	.39	.37
8	.68	.56	.49	.44	.67	.56	.49	.43	.54	.48	.43	.53	.47	.43	.52	.47	.43	.41	.37	.35	.33
9	.64	.52	.45	.40	.63	.52	.45	.39	.51	.44	.40	.50	.44	.40	.49	.43	.39	.37	.33	.31	.29
10	.60	.49	.41	.37	.59	.48	.41	.36	.47	.41	.37	.46	.40	.36	.45	.40	.36	.33	.29	.27	.25

## PHOTOMETRICS - BEAM SPREAD\*



## PHOTOMETRICS - CANDELA DISTRIBUTION\*



\* complete IES files available on our website.

Qty	Description	Price

I accept the specifications of the luminaire configuration mentioned above.

Name: \_\_\_\_\_

Company: \_\_\_\_\_

Signature: \_\_\_\_\_

Date: \_\_\_\_\_

The attached data is provided to assist users in making lighting decisions based on various assumptions, factors and methods. Resources and efforts have been put in place to account for the data and the development of this tool however STANDARD does not warrant or guarantee that the results obtained will be accurate under actual use conditions. A lighting layout is recommend to ensure the proper light levels are attained to satisfy the demand of the application.

Data is based upon tests performed in a controlled environment and representative of relative performance. Actual performance can vary depending on operating conditions. Specifications are subject to change without notice.

**STANDARD**